

# 4450 PID/FID

## TANDEM PHOTOIONIZATION/FLAME IONIZATION GC DETECTOR

**The 4450 Tandem PID/FID is a patented combination detector incorporating the 4430 Photoionization and 4410 Flame Ionization Detectors. The two detectors in tandem produce simultaneous chromatograms for aromatics and aliphatics, eliminating the need for two separate analyses. Since the Tandem PID/FID occupies only one detector port, two 4450s can be installed on one GC, providing twice the throughput using an OI Analytical dual channel electrometer. The Tandem PID/FID can be used with either packed or capillary columns.**

### Operating Principle

The sample stream elutes from the GC column into the 4430 PID reaction chamber where it is continuously irradiated with high-energy ultraviolet light. Compounds with a ionization potential lower than the irradiation energy (10.2 electron volts with a standard lamp) become ionized. An electronic field collects the ions formed, producing an ion current that is amplified and output by the GC's electrometer. The PID is a non-destructive detector, and the compounds retain their structural and elemental characteristics.

The sample stream passes directly from the 4430 PID exhaust port into the 4410 FID jet. The analytes are combusted in a hydrogen-air flame. The ionized combustion products pass through a negatively biased annular electrode, producing an ion current proportional to the sample concentration in the flame.

### Tandem PID/FID Capabilities

- Patented tandem design uses only one GC detector port
- Tandem design acquires two simultaneous chromatograms from a single injection
- Eliminating transfer lines between detectors improves peak shape and performance
- System uses GC electronics or OI Analytical's dual channel electrometer



### Principal Applications

- USEPA Methods (602, 604, 609, 8015, 8030, 8060, and 8090)
- BTEX
- GRO/DRO
- Massachusetts VPH
- ISO 15009 and 15680
- Standard Methods 6200C
- Underground storage tank monitoring

# 4450 TANDEM PID/FID SPECIFICATIONS

## 4450 Specifications

<b>Weight</b>	3 kg (5.5 lb)
<b>Patent</b>	The 4450 Tandem PID/FID is protected under U.S. Patent number 4,804,846.

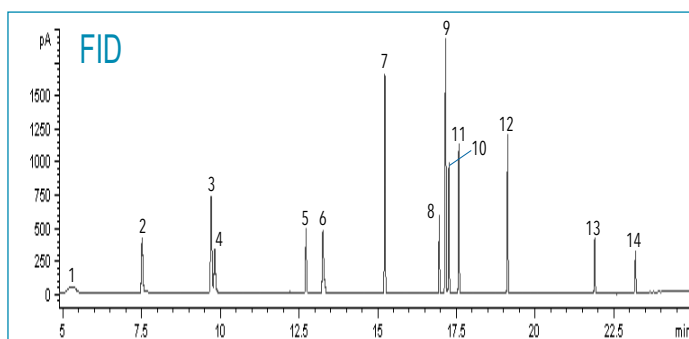
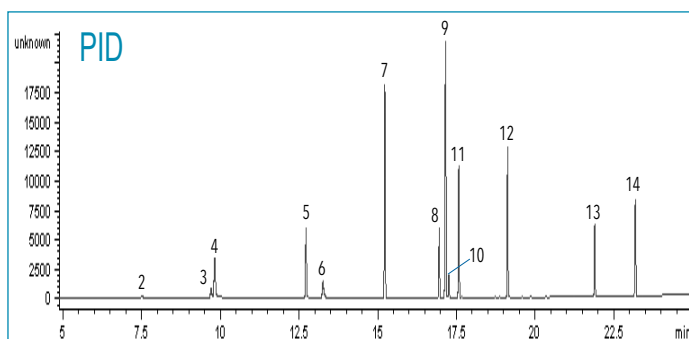
## 4430 PID Specifications

<b>Dynamic Range</b>	>10 <sup>6</sup>
<b>Minimum Detection Limit</b>	<40 pg benzene (Based on the USEPA minimum detection limit protocol. Several factors including GC, column, and compound class can affect performance.)
<b>Maximum Operating Temperature</b>	250 °C
<b>Materials of Construction</b>	
Inlet	Glass-lined stainless steel
Ion Chamber	Gold-plated stainless steel
<b>Vent</b>	Controlled by GC external events relay
<b>Detector Volume</b>	Approximately 50 µL
<b>Lamp Current</b>	0-1.60 mA in 0.15 mA steps
<b>PID Sweep Gas</b>	Hydrogen (99.999% purity), 35 ±3 mL/min flow rate
<b>PID Makeup Gas</b>	Nitrogen or Helium (99.999% purity), 20 ±5 mL/min flow rate
<b>Controller Dimensions</b>	14.74 cm H x 7.05 cm W x 23.08 cm D (5.75" H x 2.75" W x 9.0" D)

## 4410 FID Specifications

<b>Dynamic Range</b>	>10 <sup>6</sup>
<b>Minimum Detection Limit</b>	5 pg carbon/second propane
<b>Maximum Linear Level</b>	100 µg
<b>Maximum Operating Temperature</b>	270 °C
<b>Jet Tip</b>	0.30 mm I.D. (0.012")
<b>Materials of Construction</b>	
Jet	Glass-lined stainless steel
Collector	Stainless steel
<b>FID Air</b>	Air (dry, best available purity), 170 ±15 mL/min flow rate

## PID/FID Chromatograms of Massachusetts VPH Standard



- |                           |                            |
|---------------------------|----------------------------|
| 1. Methanol               | 8. Ethylbenzene            |
| 2. Pentane                | 9. m/p-Xylene              |
| 3. 2-Methylpentane        | 10. Nonane                 |
| 4. MTBE                   | 11. o-Xylene               |
| 5. Benzene                | 12. 1,2,4-Trimethylbenzene |
| 6. 2,2,4-Trimethylpentane | 13. Naphthalene            |
| 7. Toluene                | 14. 2,5-Dibromotoluene     |

### Standard

Massachusetts VPH standard

### Eclipse Sample Concentrator

25-mL sample, 100-300 ppb range for each component; purge 11 minutes at 40 °C sample temperature; split 20:1

### Column

DB-VRX, 60 m x 0.32-mm I.D. x 1.8-µm film thickness




151 Graham Road  
PO Box 9010  
College Station, Texas  
77842-9010

(979) 690-1711  
(800) 653-1711 USA/Canada  
FAX (979) 690-0440

www.oico.com  
E-mail: OI-Mail@Xylem.com

Publication 02330713



SOLUTION

Via alla Castellana, 3  
20063 Cernusco s/N I MI  
Tel. 02 9214 3258  
Fax 02 9247 0901



www.srainstruments.com  
info@srainstruments.com