



Soprane II

License / Trial activation



SRA INSTRUMENTS
210 rue des Sources
69280 Marcy l'Etoile
FRANCE

T : 04.78.44.29.47
F : 04.78.44.29.62
info@sra-instruments.com
www.sra-instruments.com


SA à Directoire et Conseil de
surveillance au capital de 150.000 €
RCS Lyon B 342 068 731
APE 4669B
SIRET: 342 068 731 00039
Code TVA FR 40342068731



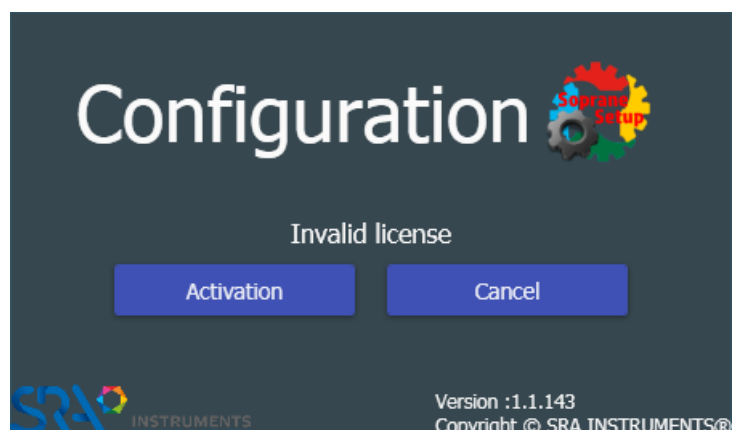
The first thing to do is to download the software, you can download it with the following link : <http://cloud.srainstruments.com/index.php/s/cPvn0VAESTBtFv0/download>

Then execute the setup installation file.



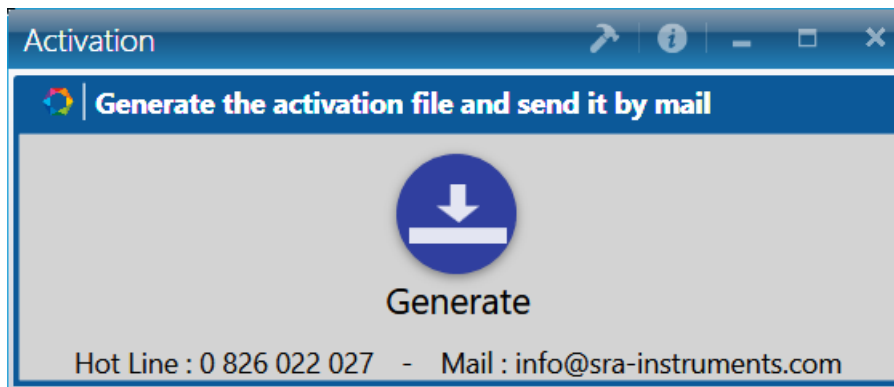
Once *Soprane II* is correctly installed, you will see a new icon on your desktop  this is the configurator (The same as PgcSetup in Soprane 1), you can also find it in the installation folder under the name *SRA.Soprane.Configuration.exe*.

Start the configuration application, wait a few seconds and the message "Invalid license" confirms that the license is not validated.



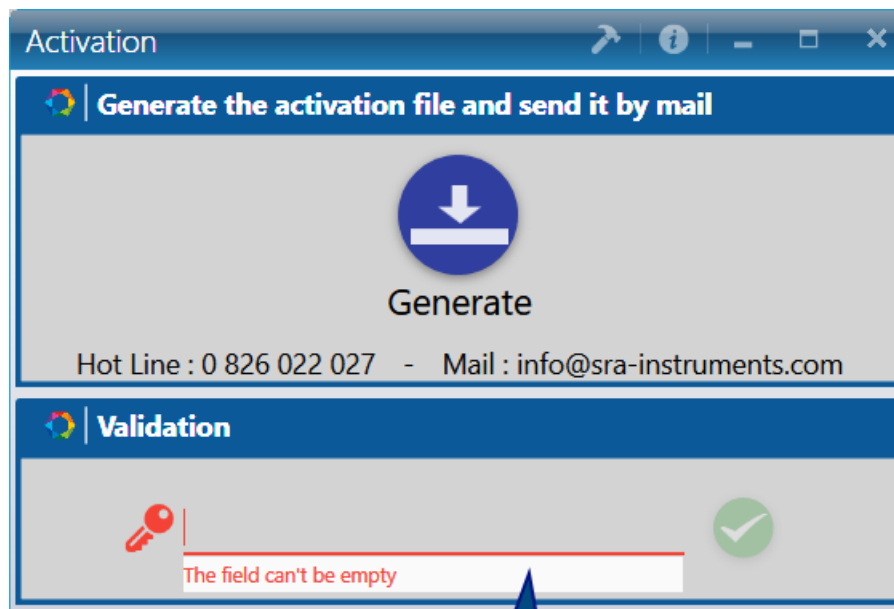
Click on the **Activation** button; the following window appears.





Click on **Generate**. A file will be created in Soprane's folder with the extension **".skey"**. Send this file by e-mail to soprane2@sra-instruments.com.

SRA Instruments will send you the activation code you need. Then fill in the field **Validation** with this code (example 8a9d86e6-df92-7d35-2167-326717862f80).



The validation code sent by sra

Click on the green button, if the code is correct, your 30 days trial or your license is activated.

Now enjoy all the new features of Soprane II !

